

## Site Usage

1,031,079 Visits

45.64% Bounce Rate

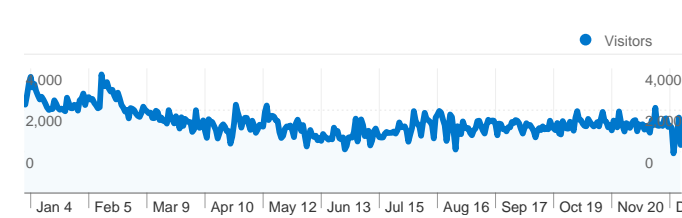
2,678,271 Pageviews

00:04:23 Avg. Time on Site

2.60 Pages/Visit

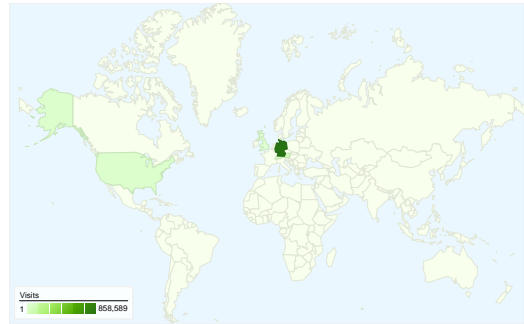
43.87% % New Visits

## Visitors Overview

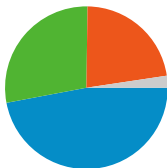


**Visitors**  
471,398

## Map Overlay



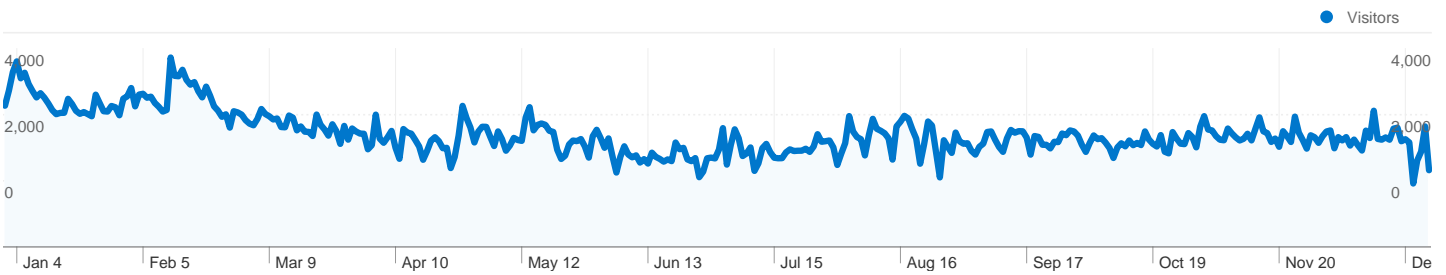
## Traffic Sources Overview



- **Search Engines**  
484,935.00 (47.03%)
- **Referring Sites**  
290,684.00 (28.19%)
- **Direct Traffic**  
231,047.00 (22.41%)
- **Other**  
24,413 (2.37%)

## Content Overview


Pages	Pageviews	% Pageviews
/	721,279	26.93%
/verwaltung/lightstout/	122,497	4.57%
/2009/05/17/testbericht-acer-	57,093	2.13%
/2009/05/20/testbericht-acer-	41,771	1.56%
/hardware/	28,651	1.07%




**471,398 people visited this site**

 **1,031,079** Visits


 **471,398** Absolute Unique Visitors

 **2,678,272** Pageviews

 **2.60** Average Pageviews

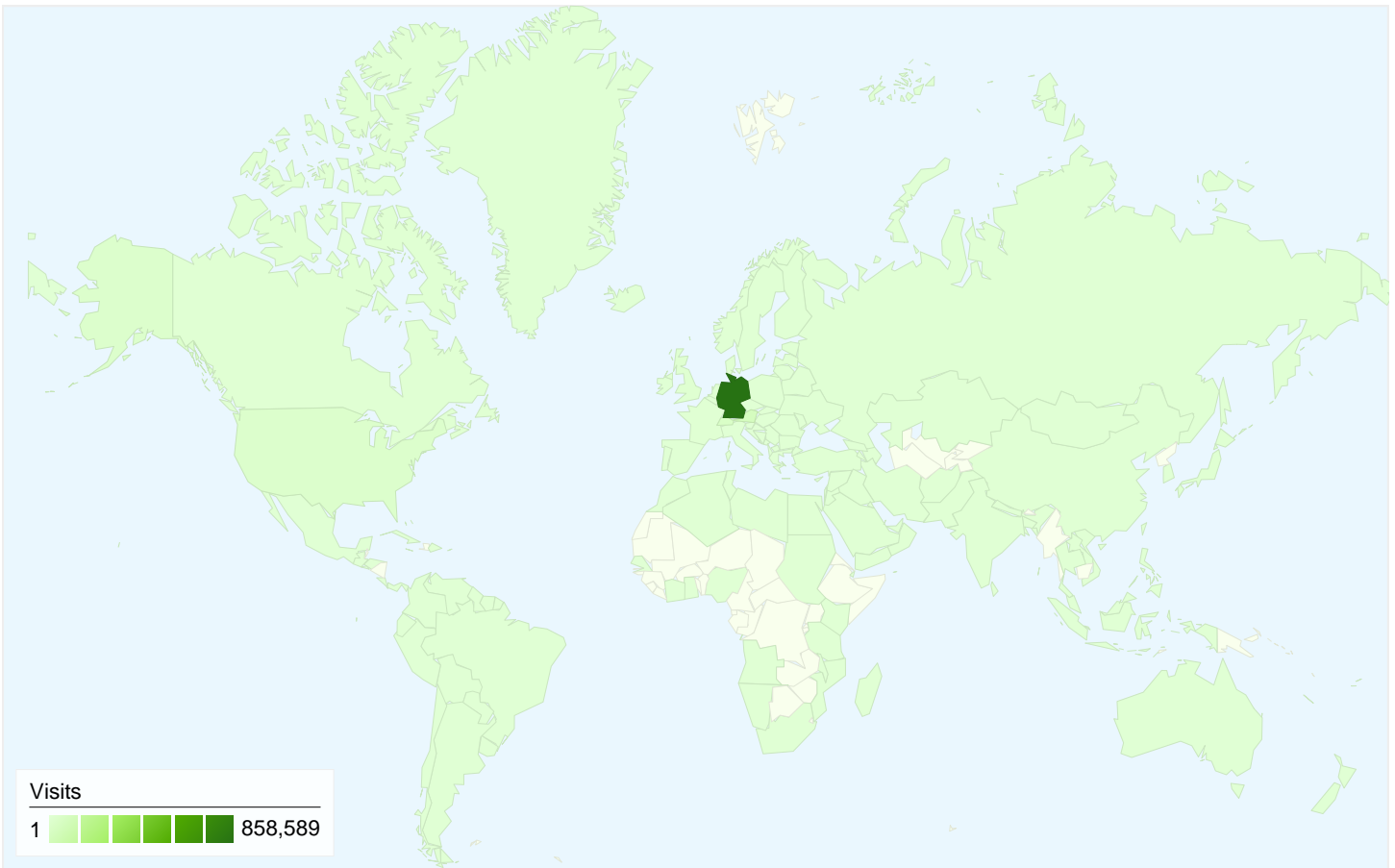
 **00:04:23** Time on Site

 **45.64%** Bounce Rate

 **43.87%** New Visits

**Technical Profile**

Browser	Visits	% visits	Connection Speed	Visits	% visits
Firefox	515,501	50.00%	DSL	432,124	41.91%
Internet Explorer	345,439	33.50%	Unknown	277,641	26.93%
Safari	55,446	5.38%	Cable	141,604	13.73%
Chrome	54,839	5.32%	Dialup	128,757	12.49%
Opera	52,351	5.08%	T1	49,498	4.80%



## 1,031,079 visits came from 151 countries/territories

Site Usage

Country/Territory	Visits	Pages/Visit	Avg. Time on Site	% New Visits	Bounce Rate
<b>Germany</b>	<b>858,589</b>	2.68	00:04:32	42.29%	45.43%
<b>Austria</b>	<b>54,697</b>	2.67	00:04:18	36.78%	43.67%
<b>Switzerland</b>	<b>35,370</b>	2.49	00:03:09	41.27%	48.87%
<b>United States</b>	<b>22,623</b>	1.48	00:03:17	74.78%	48.84%
<b>United Kingdom</b>	<b>9,604</b>	1.78	00:04:10	65.79%	42.67%
<b>Netherlands</b>	<b>7,432</b>	1.96	00:03:10	60.20%	43.42%
<b>Japan</b>	<b>5,999</b>	1.50	00:02:33	69.11%	46.06%
<b>France</b>	<b>4,125</b>	2.00	00:03:15	55.15%	49.92%
<b>Canada</b>	<b>3,345</b>	1.43	00:04:19	80.75%	46.70%